



Using an Animation-based Technology to Support Reading Curricula for Deaf Elementary Schoolchildren



The American Sign Language Project, NFP

Rosalee Wolfe, PhD
Mary Jo Davidson, PhD
John C. McDonald, PhD
Chicago, IL
www.aslproject.org

Alexander Graham Bell School

Carrie Frank
Chicago, IL



Literacy

- Essential skill for success
- Improved employment opportunities
- Better access to professional services
- Greater earnings



Deaf Literacy

- Poor reading skills
- Median level of 17 and 18 year olds: 4th grade
- National concern



Deaf Education

- Many approaches
- One commonality among visual approaches: fingerspelling



Fingerspelling

- Method of representing the symbols of a written alphabet as signs
- An essential part of American Sign Language
- Deaf children of Deaf parents produce fingerspelling as early as two years

Fingerspelling

- An important bridge to printed English
- Used in
 - Various forms of manually coded English
 - Total Communication
 - “bi-bi” approaches

Fingerspelling challenges

- Instructor challenges
- Classroom management challenges
- Challenges outside the classroom.

Instructor challenges

- Difficulty
- Confidence
- Fatigue

Classroom management

- Wide range of ability
- Addressing all skill levels

Outside the classroom

- Practice outside the classroom is essential.
- “Pair practice” – working with another person

Barriers to practice

- 90% of children born deaf have hearing parents.
- English may not be used at home.
- Parent may not be able to participate in pair practice.

Possible solution

- Augment with technology
 - Alternative to pair practice
 - Many learning tools exist for hearing students.
- Goals
 - Interaction (feedback)
 - Realism

Previous technologies

- Videotape/
DVD



Previous technologies

- CD-based “flash-card”
style technologies
 - Fingerspelling and Numbers
 - Marvin Teaches Fingerspelling



Previous technologies

- Web-based “flash-card”
style technologies
 - Dr. Bill's
 - asl.ms
 - ASL University:
 - lifeprint.com/asl101/fingerspelling/



Drawbacks

- Goals
 - Interaction
 - Videotape/DVD: no
 - Flash cards: yes
 - Realism
 - Videotape/DVD: yes
 - Flash cards: no

Realism issue



Our solution

- “Fingerspelling Tutor”
- Combines the best of previous technologies
- Goal: facilitate more effective use of fingerspelling

Fingerspelling Tutor

- Displays true-to-life 3D motion
- Closely resembles the actual motion of fingerspelling
- Displays natural transitions of fingers and thumb

Natural motion



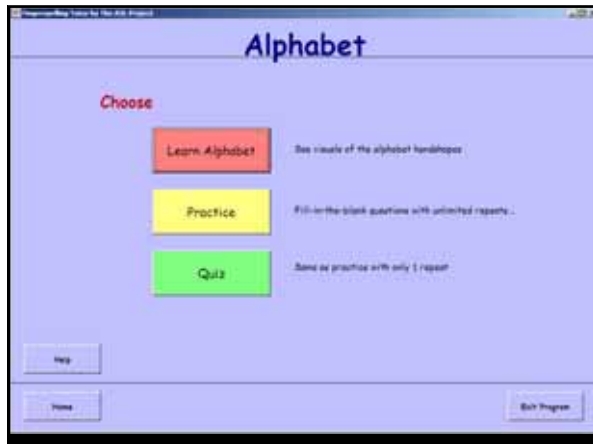
Fingerspelling Tutor

- Accommodates all skill levels:
 - Alphabet
 - My First Fingerspeller
 - Intermediate
 - Advanced
- At each skill level,
 - Practice
 - Quiz



Alphabet level

- Shows all letters
 - Front view
 - Back view
- Letter recognition practice
- Letter recognition quizzes




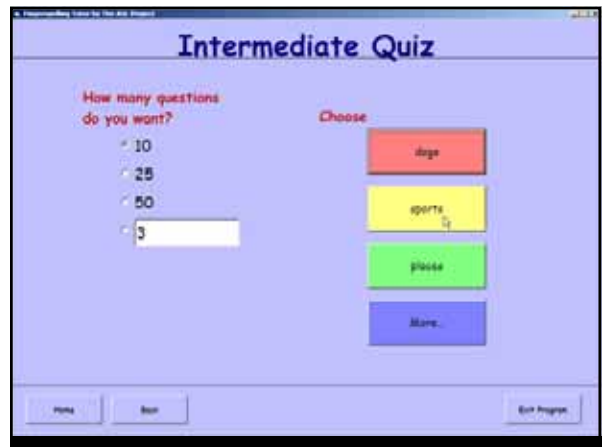
Intermediate level

- Demonstration
 - Type any word, see it spelled
- Practice
 - By category
 - Choose answer from a list of possible responses (multiple choice)
 - Unlimited repetitions
 - Adjustable speed
- Quiz

Intermediate level

- Quiz
 - Choose category
 - Choose number of questions
 - See the word, choose answer from a list of possibilities
 - Only one repeat
 - Adjustable speed





Advanced level

- Practice
 - By category (or “mega list”)
 - Type the answer (“fill-in-the-blank”)
 - Adjustable speed
 - Unlimited repetitions
- Quiz
 - Only one repetition



Classroom testing

- Tested in a Deaf program at a public elementary school in Chicago
- Winter, Spring terms 2006
- K through 8
- Several times a week

Classroom testing

- Supported the Fairview method
 - Dolch words
 - Word analysis

Results

- Effective for individual practice
 - Motivator
 - More time on task
- Students liked
 - Novelty of motion
 - Individual, private feedback



Results

- Facilitated classroom management
 - Reduced interference/interruption from other students
 - Facilitated individualized instruction
 - Select the appropriate learning challenge
 - Facilitated small group work



Future work

- Option to change vocabulary lists
- Print the “how am I doing” page
 - Record student progress
 - Serve as ongoing assessment



Demonstration



Questions?



Thank you

The American Sign Language Project, NFP
Web: aslproject.com/FingerspellingTutor
Email: development@aslproject.com